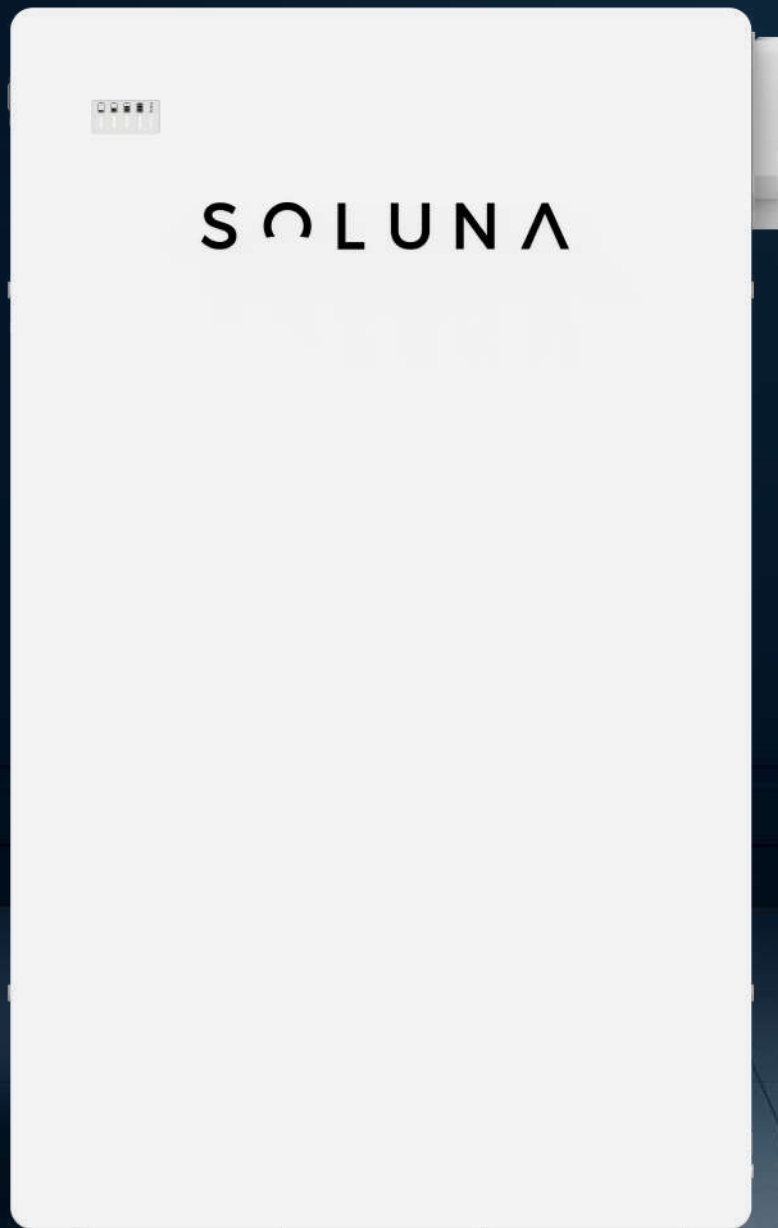


SOLUNA

POWER DESIGNED FOR NIGHT AND DAY







Soluna Jupiter 32K-20 pack LV



TECHNICAL SPECIFICATIONS

PHYSICAL CHARACTERISTICS	
Dimensions (W*D*H)(mm)	665*220*1125
Weight (kg)	260
Installation	Indoor / Outdoor
ELECTRICAL CHARACTERISTICS	
Battery type	LFP
Total Energy Capacity (kWh)	32.153
Usable Energy Capacity (kWh)	28.937
Nominal capacity(Ah)	628
Nominal voltage (V)	51.2
Voltage range (usable) (V)	44.8 to 56.8
Charge/Discharge Current(A)	314
Charge/Discharge Power(KW)	16
Max.Charge/Discharge Current(A)	314
Max.Charge/Discharge Power(KW)	16
Recommend Depth of Discharge	80%
Max Depth of Discharge	90%
Cycle life@ 25°C(under standard charge and discharge conditions)	≥8000
DC Disconnect	Contactor / Fuse
BMS	
Monitoring parameters	System voltage . System current . Cell voltage . Cell temperature . SOC . SOH
Communication	CAN
OPERATING CONDITIONS	
Operating temperature (°C)	-10 to 50
Operating temperature(recommended)(°C)	15 to 30
Storage temperature(recommended)(°C)	-20 to 60
Humidity conditions	5 to 95%
Altitude(m)	Max.2,000
Cooling strategy	Natural convection
RELIABILITY AND CERTIFICATION	
Certification	IEC62619 . EMC . ROHS
Transportation	UN38.3
Ingress protection rating	IP20
WARRANTY	
Product and performance	10-year warranty

KEY FEATURES

-  Scalable to 960kWh
-  Safest LiFePO4 battery
-  Long lifespan
-  Easy Installation
-  Floor, Wall Mounted
-  Aerosol fire protection

The Soluna Jupiter 32K-20 pack LV is a residential and small-commercial LiFePO4 battery featuring an intelligent BMS with advanced fault protection. With **32 kWh** per unit and scalability up to **960 kWh** through **30 parallel** units, it delivers secure, flexible and high-performance energy storage backed by a 10-year warranty and **8,000**-cycle lifespan.

